

Iwamizawa City Household Garbage


Guidebook

2022, Ver. 1



For more information on garbage separation and disposal:


Iwamizawa City Hall Waste and Recycling Division

 0126-23-4111 (Japanese only)

Monday~Friday
9 a.m. to 5:30 p.m.
(Closed on weekends, national holidays, and New Years)

For more information on oversized garbage separation and disposal:

Iwamizawa City Oversized Garbage Reception Center

 0126-31-0053 (Japanese only)

Monday~Friday
9 a.m. to 5:30 p.m.
(Closed on weekends, national holidays, and New Years)

This is an English version of the Iwamizawa Garbage Separation Guidebook. We hope that it will help English-speaking foreign residents better understand the city's garbage separation rules of Iwamizawa.

Please don't hesitate to contact the Iwamizawa City Hall Waste and Recycling Division if you have any questions.



Iwamizawa City Local Products Image Character

Iwamichan ♪

Index



BURNABLE

– 2 times/week

P. 4-5

NON-BURNABLE

– 1 time/month

P. 6

HAZARDOUS

– 1 time/month

P. 7

**RECYCLABLE
PLASTICS**

– 1 time/week

P. 8-9

**Cans, Glass, and
PET Bottles**

– 2 times/month or
Recycling Station

P. 10

PAPER

– 1 time/month

P. 11

OVERSIZED

– 10 item limit/month

P. 12-13

**Home Appliances
and Computers**

– By application

P. 14-15

Iwamizawa Kankyo Clean Plaza

Iwa★Pika

P. 16

Garbage and Recycling Stations

Garbage Station

The Garbage Station is where you will dispose of your household garbage for pick-up. Each station looks a little different, but is typically a large cage with a door that is located on the side of the road. Please locate the one nearest to your home.

Each station will have the disposal schedule for that area posted on it. The collection day for each type of garbage differs depending on the area. Please confirm the day for each type of garbage, and put it out at the garbage station by 8:30 a.m. on the collection day. Please be considerate of other residents and **do not put out garbage on a non-designated day.**



BURNABLE, **NON-BURNABLE**, **HAZARDOUS**, **RECYCLABLE PLASTICS**, **Cans/Glass/PET Bottles**, and **PAPER** garbage can be disposed of here.

Recycling Station

The Recycling Station is a place separate from the garbage station where you can dispose of the following **recyclable items at any time:**

- Aluminum and Steel Cans
- PET Bottles
- Glass Bottles



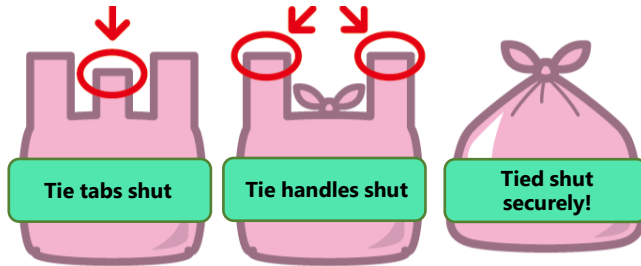
- Empty and clean all items before disposal
- Do not put items in a bag
- Separate each item by type into the appropriate labeled bin.

DO NOT throw away **BURNABLE**, **NON-BURNABLE**, **RECYCLABLE PLASTICS** other than PET bottles, and any other non-recyclable garbage away at the Recycling Station.

Garbage Disposal Rules

Only put out garbage on its designated collection day.

How to tie garbage bags



- Long items can be disposed of in the **BURNABLE** or **NON-BURNABLE** garbage bags **IF** most of the item fits into the bag. Tie the bag shut tightly so the object doesn't shift. For example, umbrellas are disposed of as **NON-BURNABLE** garbage.



DO NOT do this:



Large amounts of garbage

You **CANNOT** throw away large amounts of garbage at the garbage station. If your garbage doesn't fit in the Garbage Station:

- Split up the garbage and wait until the next collection date
- Bring garbage to the Iwa☆Pika Garbage Center **P.16**
- Call a collection company to pick up your garbage



Rejected garbage

If your garbage is not sorted correctly, the paper on the right will be attached. Collect your garbage and sort it properly before disposing of again.

If a yellow paper is attached and action hasn't been taken, the staff will investigate the garbage. If the owner is found, a meeting will be arranged to discuss proper disposal methods.

- Contains dirty items
 - Remove dirty items
 - Rinse dirty items and put out again
- Contains non-**RECYCLABLE PLASTICS** (no ♻️ mark)
- BURNABLE** garbage – use the official red garbage bag
- NON-BURNABLE** garbage- use the official green garbage bag
- Garbage in a cardboard box cannot be collected
- Branch Disposal Ticket was not attached
- Cannot be collected because of the following:

The reason will be written in the box

! 次の理由で収集できません

- よかれているものが混じっています。
 - よかれたごみを取り除く
 - よこれを落として出し直す
- プラスチック製容器包装でないものが混じっています。♻️マークがありません。
- 燃やせるごみ (ピンク色の指定袋に入れてください)
- 燃やせないごみ (緑色の指定袋に入れてください)
- ダンボールに入れたごみや、分別していないごみは収集しません。
- 枝木類処理券がありません。(購入して貼る)
- 下記の商品が混じっているため、収集できません。

収集担当	号車	収集日
		月 日

岩見沢市

BURNABLE garbage

Collected 2 times/week

Please use the official **RED** garbage bag, tie it shut securely, and put it out at the garbage station by **8:30 a.m.** on the collection day.

Kitchen Waste



- Vegetables ●Fruits ●Fish
- Egg shells ●Leftovers

Did you know?

About 80% of food waste is actually water. Draining excess water from food waste not only reduces the amount of overall waste, but also bad odors!

- ✧ Peel and remove unusable parts of produce, meat and fish before washing.
- ✧ Leave scraps on a tray to dry.
- ✧ Squeeze any excess water out with a cloth.

→ Soak up excess cooking oil with a paper towel or cloth, and throw away in the **red** garbage bag

Wastepaper

→ *Dirty paper items that cannot be recycled*



- Tissue paper ●Paper towels ●Paper cups
- Paper plates ●Ice cream lids and cups
- Receipts ●Photographs
- Processed paper/silver paper

→ Recyclable **PAPER** items **P. 11**

→ Aluminum products are **NON-BURNABLE**

Leather, Rubber, Vinyl



- Bags ●Gloves ●Shoes ●Raincoats
- Hoses ●Sponges ●Balls ●Rubber bands
- Rubber gloves ●Buckets ●Plastic sheets

※ Zippers and buttons do not need to be removed before disposal

※ Metal that can be removed is **NON-BURNABLE**

Sanitary Products and Pet Waste

→ *Please flush any excess waste down the toilet*



- Paper diapers ●Sanitary products
- Pet sheets ●Cat litter

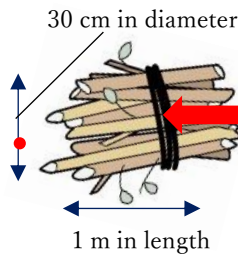
Natural Waste



- Pruned branches
- Fallen leaves
- Grass clippings
- Flowers (soil must be removed)

※ Do not dispose of natural garbage in cardboard boxes or in a non-designated plastic bag

Disposal Ticket for tree branches



Tree branches that do not fit in the official garbage bags must be bundled together and affixed with an ¥80 branch disposal ticket.


- ※ Branches and tree stumps must be less than 10 cm thick.
- ※ Branch Disposal Tickets cannot be used for processed wood such as timber.
- ※ Items that exceed 1 meter in length are considered **OVERSIZED** garbage.

Fabric



- Clothing
- Towels
- Rags
- Stuffed Toys
- Blankets

Other



- Cigarette butts
- Fireworks
- Matches
- Charcoal
- Igniters
- Ice packs
- Disposable heat packs

⚠ Always soak flammable items in water before disposal.

NON-RECYCLABLE PLASTICS



- Tupperware
- Cassette tapes
- Stationery
- Brushes
- CDs/DVDs
- Toothbrushes
- Toys
- Sponges
- Video tapes
- Plastic cutlery
- Combs

※ Items with the ♻ symbol are **RECYCLABLE PLASTICS** P. 8-9

※ ♻ items that cannot be cleaned are **BURNABLE**

NON-BURNABLE garbage

Collected 1 time/month

Please use the official **GREEN** garbage bag, tie it shut securely, and put it out at the garbage station by **8:30 a.m.** on the collection day.

Metal



- Metal pot lids
- Frying pans
- Paint cans
- Cutlery
- Scissors
- Needles
- Nails
- Screws
- Tools
- Umbrellas
- Wires
- Aluminum products

Ceramics/Glass



- Plates
- Bowls
- Cups
- Teapots
- Teacups
- Mirrors
- Glass items
- Vases
- LED bulbs and fluorescent lamps
- Incandescent bulbs

Small Electrical Appliances



- Fax machines
- Telephones
- Hairdryers
- Calculators
- DVD/CD players
- Rice cookers
- Vacuum cleaners
- Cords
- Cables
- Clocks

※ Large home appliances such as refrigerators, washing machines, televisions, air conditioners and computers must be recycled separately in accordance to the law

P. 14-15

⚠️ Disposal Rules


- ※ Remove batteries before disposal.
- ※ Wrap sharp items and broken glass or ceramic items in paper or tape to ensure it doesn't tear the garbage bag.



Medical items such as needles that can cause an infection cannot be disposed of with normal garbage. Please return these items to a medical institution.



Plastic medical equipment such as tubes, catheters (with the needle removed), and stoma are **BURNABLE** waste.

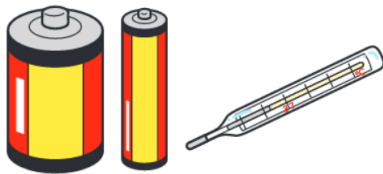
If items have the  symbol, it can be disposed of as **RECYCLABLE PLASTICS** after cleaning.

HAZARDOUS garbage

Collected **1** time/month

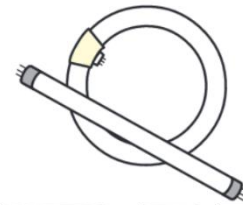
Please separate each item by type into any **TRANSPARENT** bag, tie them shut securely, and put them out at the garbage station by **8:30 a.m.** on the collection day.

Batteries/Thermometers



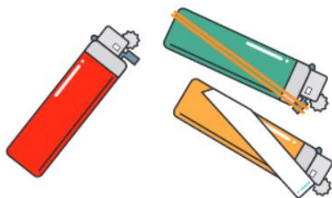
- Batteries
- Blood pressure monitors/thermometers that contain mercury
- Wrap lithium batteries with tape and dispose of as **NON-BURNABLE** garbage
- Digital thermometers are **NON-BURNABLE**

Light Bulbs



- All types are accepted
- ※ You can dispose of lightbulbs in their original box
- Shattered bulbs are **NON-BURNABLE**

Lighters



- Oil lighters
- Gas lighters



Empty all contents of lighters and spray cans before disposal.

Spray Cans



- Spray cans
- Gas cylinders
- Insecticide
- Deodorant spray
- Waterproof spray
- Hairspray



Please handle lighters and spray cans safely when disposing of

Filled spray cans and lighters may start fires inside garbage trucks, and are a danger to the garbage collectors and surrounding citizens.

- ※ Ensure the canister is empty. **DO NOT** puncture the container.
- ※ Empty excess contents in a well-ventilated room, far from fire sources.
- ※ If you can't empty the canister or lighter completely, please write on the bag that it is filled before disposing of.

RECYCLABLE PLASTICS

Collected **1** time/week

Please use any **TRANSPARENT** bag, tie it shut securely, and put it out at the garbage station by **8:30 a.m.** on the collection day.

What plastics are recyclable?

Not all plastic waste can be recycled, and as such cannot be disposed of as **RECYCLABLE PLASTICS**. Only items with the plastics symbol printed on them can be recycled. All unmarked plastic **must** be disposed of as **BURNABLE**.



Dirty items cannot be recycled!

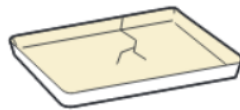
Rinse out all recyclable plastics as well as you can before disposing of. If an item has some irremovable stains or odors it will still be accepted.

Packaging



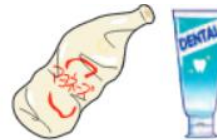
- Egg cartons
- Natto/Tofu packs
- Candy packaging
- Instant food cups
- Bento containers

Trays



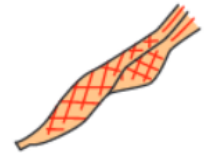
- Styrofoam food trays (any color)
- Water absorption sheet

Tubes



- Mayonnaise
- Ketchup
- Toothpaste

Nets



- Orange nets
- Apple nets
- Onion nets

Wrapping



- Food or clothing bags
- Plastic shopping bags
- Meat, fish, and produce wrap

※ Can be recycled without removing stickers

Bottles



- Oil and sauce bottles
- Detergent bottles
- Shampoo/Conditioner bottles

※ Oil bottles that do not drip while upside-down do not need to be washed

Styrofoam



- Packing Styrofoam
- Bubble wrap
- Styrofoam cooler box

※ Tie together pieces that can't fit in a transparent bag with rope


Other

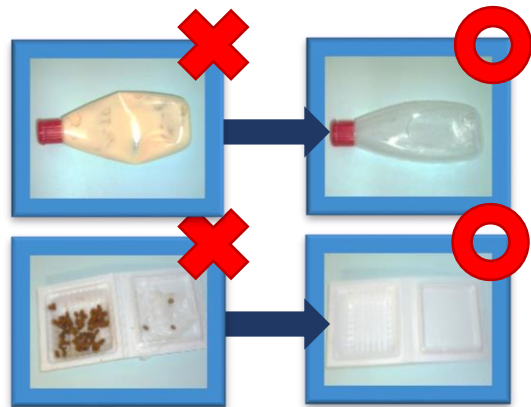


- Medicine tablet casing
- Plastic caps

※ Any metal pieces are **NON-BURNABLE**
 ※ Aluminum medicine sheets can be disposed as is


RECYCLABLE PLASTICS Disposal Rules:

1. Check item for the  symbol
2. Rinse off dirt and food
3. Remove bottle lids
→ Tightly shut bottles can later cause an explosion during the recycling process. Please remove all lids from bottles.
4. Put everything into one bag
→ Putting many bags into one large bag makes it difficult for the collection company to sort. Please put all plastics into one bag.



Items that are not RECYCLABLE PLASTICS:

Even if it appears to be made of the same plastic material, not all plastic items can be recycled.

When in doubt, look for the  symbol!

BURNABLE



▲ CDs/VHS tapes



▲ Plastic cutlery



▲ Pens



▲ Toys



▲ Tupperware

HAZARDOUS



◀ Lighters

PET bottles



◀ Plastic "PET" bottles



P. 9



DO NOT throw dangerous objects away with RECYCLABLE PLASTICS!



▲ Blades



▲ Lighters



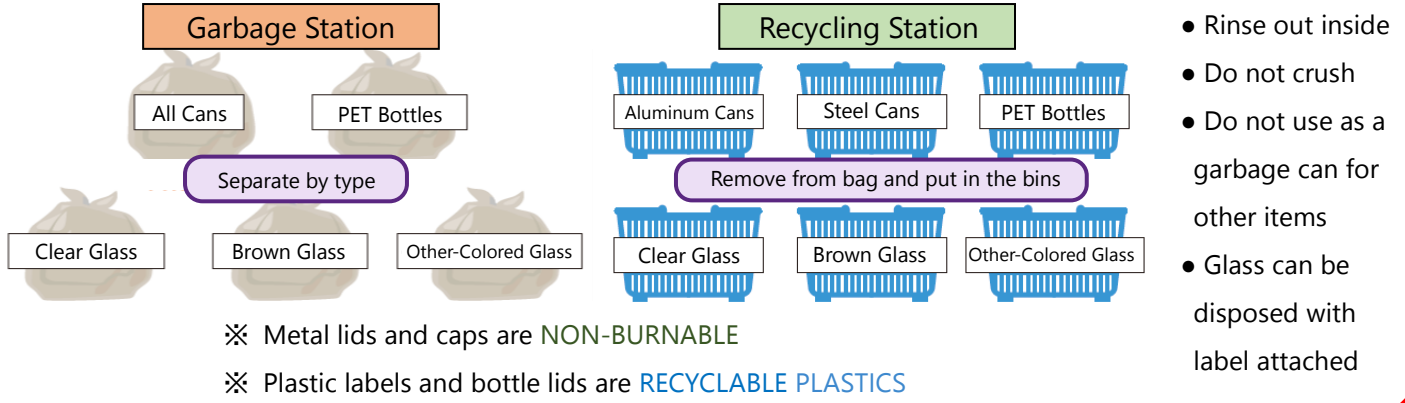
▲ Hard plastics and batteries

Cans, Glass, and PET Bottles

Collected 2 times/month

Please separate each item by type into any **TRANSPARENT** bag, tie them shut securely, and put them out at the garbage station by **8:30 a.m.** on the collection day.

Recycling Rules:



Aluminum Cans



- Look for the**
♻️ **symbol**
- Beer cans
 - Juice cans
 - Soda cans

Clear Glass Bottles



- Jam jars
- Juice jars
- Medicine bottles

PET Bottles



- All bottles with the PET symbol on them
- Drink and sauce bottles

Steel Cans



- Look for the**
♻️ **symbol**
- Drink cans
 - Food cans

※ Spray paint and grease cans are **NON-BURNABLE**

※ When disposing of at the garbage station, steel and aluminum cans can be disposed of in the same bag.

→ Please separate them at the recycling station

Brown Glass Bottles



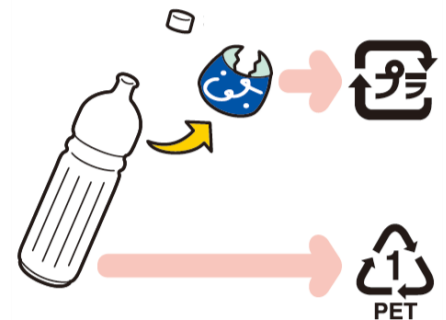
- Alcohol bottles
- Soy sauce bottles
- Medicine bottles

Colored Glass Bottles



- Alcohol bottles
- Makeup containers
- Milky-white bottles

※ Remove the cap and label and recycle with **RECYCLABLE PLASTICS**




PAPER garbage

Collected **1** time/month

Please separate each paper item by type, tie with string, and put them out at the garbage station by **8:30 a.m.** on the collection day.

Cardboard

Break down and tie with string



Anything with a cross-section like this



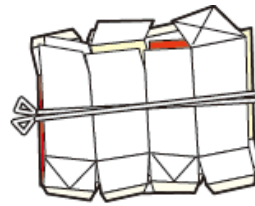
- ※ Tie together all brown paper items with cardboard (toilet paper rolls, envelopes, etc.)

Paper Cartons

Open, wash, and tie with string

- Milk, alcohol cartons
- Cartons with a silver lining

※ Lids are
RECYCLABLE
PLASTICS



Shredded Paper

Put in a transparent bag



Misc. Paper

Put all misc. paper in a transparent or paper bag, or tie together with string.



- Boxes: Food, tissue, plastic wrap, aluminum foil, shoe/cigarette/etc. boxes
- Paper: Leaflets, stationary, business cards, paper bags, postcards, wrapping paper, etc.
- Non-brown rolls: toilet paper, paper towels, wrapping, etc.

※ Please remove any plastic or metal from paper before disposing of



PAPER items that can't be recycled!

- Paper with a lingering smell: detergent boxes or incense stick boxes
- Heat-sensitive paper: receipts, etc.
- Paper with confidential information: bills, bank statements, etc.
- Waterproof paper: paper cups, ice packs, etc.
- Envelopes with adhesive
- Wet or dirty paper items
- Paper with silver or gold foil

If dirty paper items are mixed with recycling, all of those items cannot be recycled. Dispose the above items as **BURNABLE**.

OVERSIZED garbage

10 item limit/month

Large garbage that does not fit in a bag must be brought to a *Garbage Center*, **or** you must arrange a pick-up time with an **Oversized Disposal Ticket** attached to the item before disposing at an agreed location.

How to make a reservation

Make a reservation before buying an Oversized Disposal Ticket!

Step 1: Call the Oversized Garbage Reception Center

Oversized Garbage Reception Center

☎ 0126-31-0053

9 a.m. ~ 5:30 p.m.

Monday ~ Friday

(Closed on Saturdays and Sundays, national holidays, and Dec. 31st to Jan. 3rd)

Before you apply, check for:

- Type of garbage
- Quantity
- Size (the length of the longest side)
- Location
- Please confirm the location and possibility of oversized garbage disposal with your landlord before making an appointment.
- Apply as soon as possible, collection may take a few days.
- Garbage cannot be collected from inside your residence, please bring it outside to the agreed location.

Your Information

- Address
- Name
- Phone Number
- House or Apartment
- Disposal Location
- Garbage type, quantity, size

Reception Center

- Collection day
- Reservation Number (4 digits)
- Number of Disposal Tickets required
- Precautions
- etc.

Step 2: Buy an Oversized Garbage Disposal Ticket

- You can buy an Oversized Disposal Ticket at any store that sells the city's official red and green garbage bags.
- One Oversized Disposal Ticket is ¥300. The number of tickets varies depending on the size of the object.



Step 3: Write the Reservation Number and Attach Ticket to Item

- Attach Ticket to the item securely
- Please put item out by 8:30 a.m. at the designated place on the collection day
- Ensure items do not block walkways or roads
- Do not put any garbage or items inside of other items such as wardrobes or dressers

Step 4: Collection

- Garbage will be collected between 8:30 a.m. and 4 p.m. You do not need to be present for collection
- Items with no Oversized Disposal Ticket, or an insufficient amount of Tickets will NOT be collected

What is OVERSIZED garbage?

- Items that don't fit in an official 40 liter garbage bag
- Items up to 2 meters in length
- Items up to 100 kg

If the item can fully fit into the **BURNABLE** or **NON-BURNABLE** garbage bags, and the bag can be tied completely shut, it can be disposed of at the garbage station.

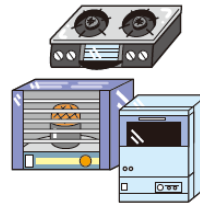
Furniture/Bedding

- Chairs/Desks
- Cabinets
- Beds
- Mattresses
- Futon
- Carpets




Kitchen/Heating

- Gas stoves
- Heaters
- Dishwashers




Electrical Appliances

- Microwaves
- Vacuums
- Fans



Shovels

- Shovels
- Snow Scoops



Other

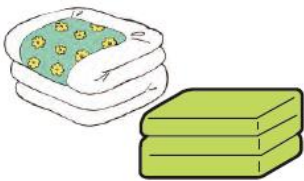
- Bicycles
- Ski Gear
- Golf Gear
- Guitars



How many items per Oversized Disposal Ticket?

➤ All items not listed below must be disposed of separately (one Oversized Disposal Ticket per item)

Futon/Sponge Mattresses



Up to 3 layers (folded)

Put it in the original bag or tie with string

Stackable Items

Plastic bins, bowls, barrels, cushions, etc.

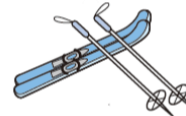


Up to 5 items

Tie together tightly

Sets of Items

Ski/golf sets, tents, speakers, etc.



Per 1 set

Put the items in their case or tie with string

Long Items



Up to 2 meters

1 bundle: up to 30 cm in diameter

● Even if items were bought as a set (table/chair sets, etc.), they must be disposed of separately

For questions or concerns, contact the Oversized Garbage Reception Center - 0126-31-0053 (Japanese only)





¥300 items (under 1 meter)		¥600 items (1-2 meters)	
●Futon	●Plastic Bins	●Beds/Mattresses	●Ski/Golf Sets
●Gas Stoves	●Microwaves	●Bicycles	●Sofa
●Fans		●Shelves/Drawers	●Massage Chairs
●Snow Scoops	Etc.	●Tables/Kotatsu	Etc.

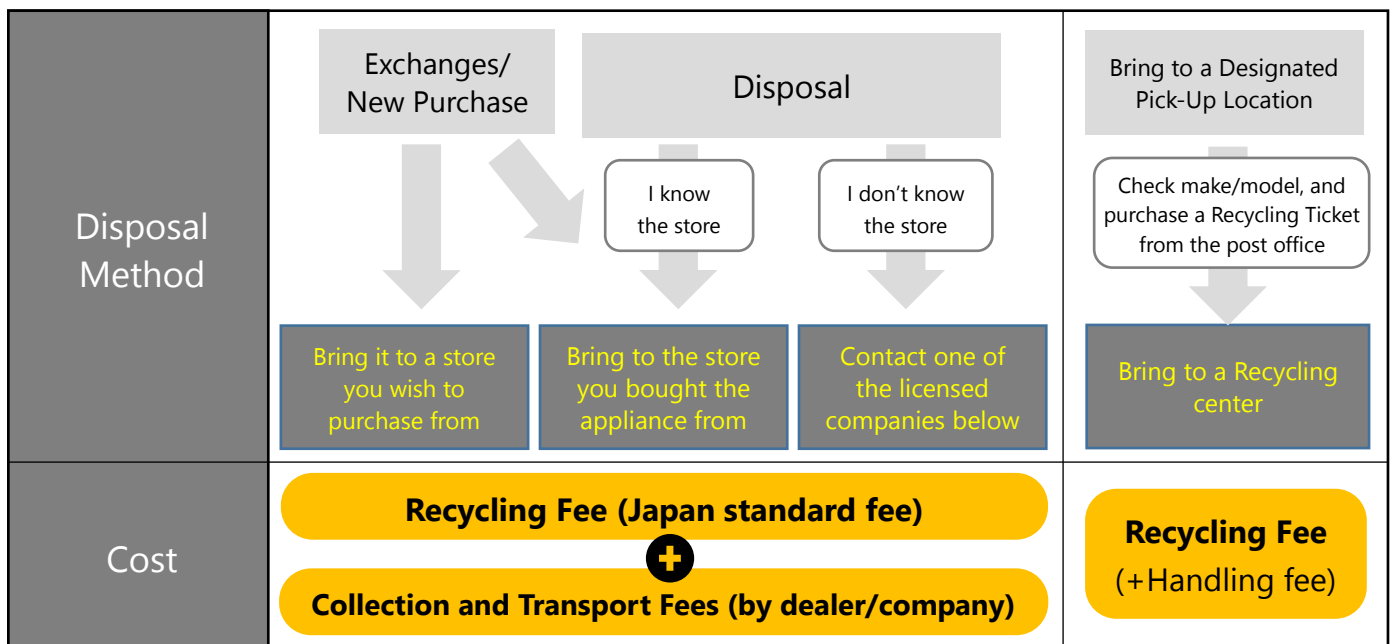
Items that MUST be RECYCLED

How to Recycle Home Appliances

In accordance with the **Home Appliance Recycling Law**, the following items **MUST be recycled** by the manufacturers. You cannot dispose of these items at the garbage station or at garbage centers.

Disassembled parts are not accepted, so please bring the untampered item to recycling.

Item	Televisions	Refrigerators	Washing Machines	Air Conditioners
				
Recycling Fee	Under 15 in.- ¥1,200~ Over 16 in. - ¥2,200~	Under 170ℓ ¥3,400~ Over 171ℓ ¥4,300~	¥2,300~	¥900~



【Licensed Home Appliance Recycling Company】 Please contact the company to request a pick-up, or drop it off directly.

Ishizuka Shoji Ltd.	638-5, Hinodecho	☎ 0126-23-9838
Iwamizawa Koshi Shigen Center	7 Jo 3-4-2, Minamimachi	☎ 0126-25-0391
Hokusei Iwamizawa Co., Ltd.	213-7 Kurisawacho Yura	☎ 0126-35-5228

【Recycling Center】 Check the business hours and pay the recycling fees at the post office before drop off.

Hokushu Iwamizawa	12-47 Okayamacho	☎ 0126-35-1684
-------------------	------------------	----------------

See the Association for Electric Home Appliance's website for more information on fees and manufacturers: (<https://www.rkc.aeha.or.jp>)

How to Recycle Computers

In accordance with the Law for the Promotion of Utilization of Recyclable Resources, computers and laptops for at-home use are to be collected and recycled by each manufacturer. In Iwamizawa, old and used computers can be mailed in. You cannot dispose of these items at the garbage station or garbage centers.

How to apply for collection:





1. Apply on the ReNet Japan website
2. Pack the device.
 - The box cannot exceed 140cm and cannot exceed 20 kg.
3. Send application through Sagawa Transport.
 - (Shipping and handling fees may apply)

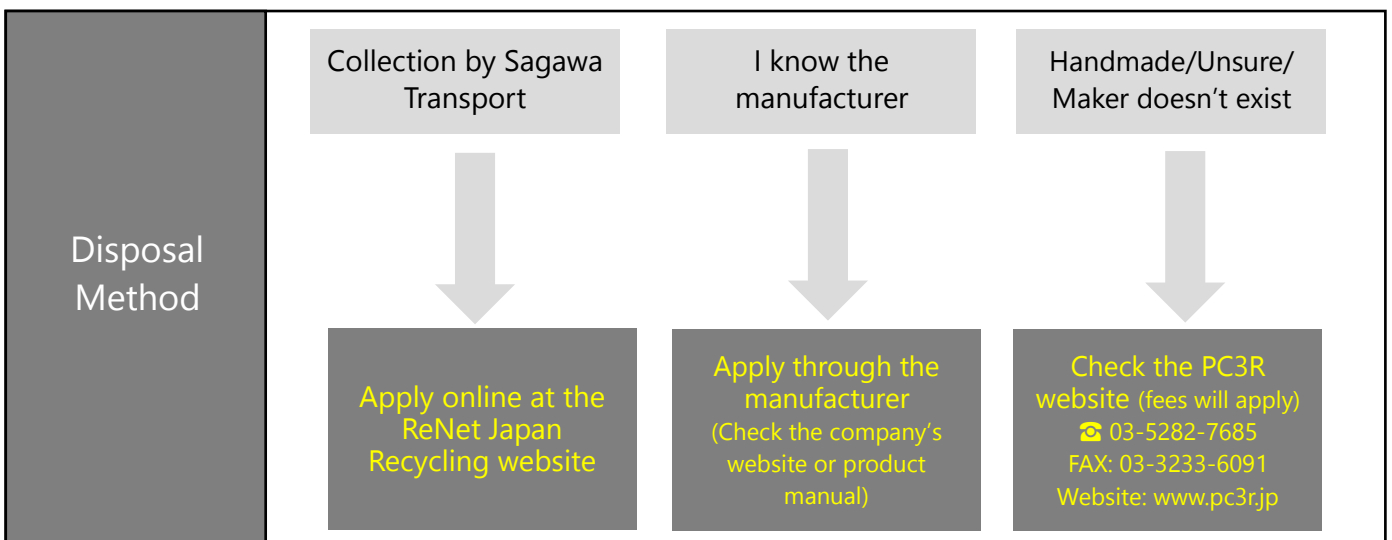


ReNet Japan Recycling
 ☎ 0570-085-800 (10 a.m.-5 p.m.)
 FAX: 0562-45-2918
 Homepage: entry.renet.jp/index.html

Collection by manufacturer:

The price and collection method will differ depending on the manufacturer, so please check for the manufacturing company before applying

Item	Desktop	Laptop	Monitor	
				
Recycling Fee	¥3,000~	¥3,000~	¥4,000~	¥3,000~



All computers made after **October 2003** with the PC Recycling Symbol can be recycled for free!



Self-Disposal at a Garbage Center

If you have a lot of garbage, are moving in/out of the city, or cannot wait until the next collection day, you can bring your garbage directly to the Garbage Center.

Transporting other people's garbage without permission from the city is prohibited by law. Only bring your own garbage for disposal. For questions or concerns, contact Iwamizawa City Hall Waste and Recycling Division - 0126-23-4111 (Japanese only)

- When bringing in garbage directly, **DO NOT** use the official red or green garbage bags. Please use a transparent or translucent bag instead.

Location

Iwamizawa Kankyo Clean Plaza Iwa☆Pika

- Address: 297 Higashiyamacho
- Hours: Monday~Saturday (Including Holidays)
9 a.m.~5 p.m.
✂ Closed on Sundays and Jan. 1st

Cost

- BURNABLE
- NON-BURNABLE
- OVERSIZED



¥100
per 10kg

→ Pay with cash at the weighing station

- RECYCLABLE PLASTICS
- Cans/Glass/Bottles
- PAPER
- Small Home Appliances



Recyclables
are FREE

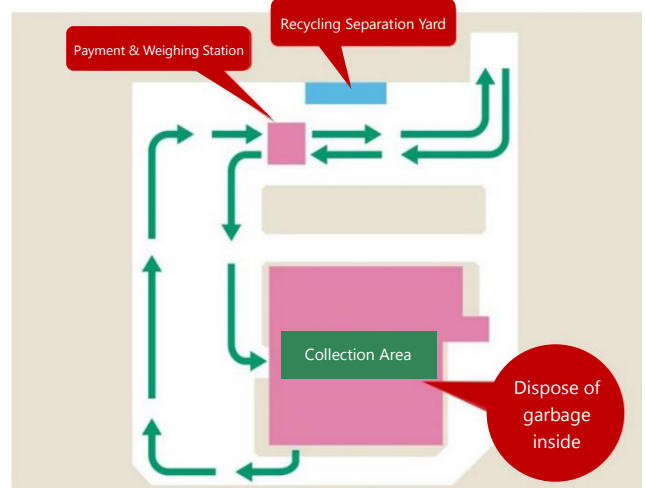
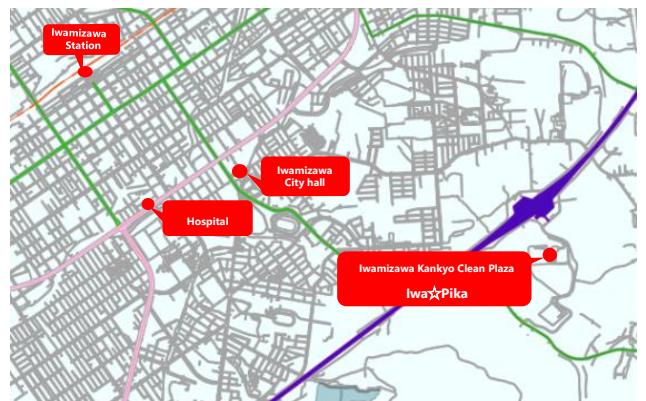
→ Bring to the Recycling Separation Yard
(shown on the right)

Steps

No reservation required. Have your address and name ready, and bring proof of identity (Residence Card, etc.).

1. Check in at the Weighing Center
2. Weigh your car and check garbage types
3. Unload garbage at the designated location
4. Weigh car again and pay fee

Clean recyclables and separate all garbage by type before bringing to the Garbage Center



Collection day calendar

地区	住所	燃やせるごみ	燃やせないごみ	プラスチック製 容器包装	びん・缶・ ペットボトル	紙 類	危険ごみ	大型ごみ
A	西条丁目、有明町南、大和条丁目、大和町 美園、駒園、並木町	月 ・ 木	第4 金	土	第1・3 水	第2 金		電話申し込みによる戸別収集
B	幌向南北条丁目、幌向町、御茶の水町、双葉町、 上幌向南北条丁目、上幌向町、中幌向町、 北村幌達布、砂浜	月 ・ 木	第3 火	水	第2・4 土	第1 火		
C	北条丁目、有明町中央、元町、北本町、桜木、 緑町、若松町、西川町、稔町、 北村栄町、赤川、中央、豊里、北都、美唄達布	水 ・ 土	第4 月	火	第1・3 金	第2 月		
D	東条丁目、東町条丁目、東町、栄町、岡山町、 大願町、峰延町、 北村大願、豊正、中小屋	水 ・ 土	第1 木	金	第2・4 火	第3 木		
E	緑が丘、東山丁目、東山町、春日町、鳩が丘、若駒、 かえで町、日の出町、日の出南、日の出北、 日の出北、上志文町、宝水町、朝日町、奈良町、 清水町、毛陽町、 栗沢町美流渡、万字、上幌、茂世丑、宮村	火 ・ 金	第2 水	木	第1・3 月	第4 水		
F	南町条丁目、南町、志文町、志文本町、ふじ町、金子町、 下志文町、 栗沢町本町、南本町、北本町、東本町、西本町、幸穂町、 南幸穂、北幸穂、砺波、栗部、耕成、北斗、自協、越前、 必成、小西、岐阜、栗丘、加茂川、最上、由良	火 ・ 金	第3 土	月	第2・4 木	第1 土		

Please circle your area.



Your area

A · B · C · D · E · F

BURNABLE

Sunday · Monday · Tuesday · Wednesday · Thursday · Friday · Saturday

NON-BURNABLE

A : 4th Friday of the month B : 3rd Tuesday of the month C : 4th Monday of the month

D : 1st Thursday of the month E : 2nd Wednesday of the month F : 3rd Saturday of the

RECYCLABLE PLASTICS

Sunday · Monday · Tuesday · Wednesday · Thursday · Friday · Saturday

Cans, Glass, and PET Bottles

A : 1st and 3rd Wednesday of the month B : 2nd and 4th Saturday of the month C : 1st and 3rd Friday of the month

D : 2nd and 4th Tuesday of the month E : 1st and 3rd Monday of the month F : 2nd and 4th Thursday of the month


HAZARDOUS

PAPER

A : 2nd Friday of the month B : 1st Tuesday of the month C : 2nd Monday of the month

D : 3rd Thursday of the month E : 4th Wednesday of the month F : 1st Saturday of the month

Iwamizawa City Hall Waste and Recycling Division

 0126-23-4111 (Japanese only)